

MT SEALED SERIES

(Outdated connector)

Features

The MT sealed connector series, developed for connecting waterproof wiring, has 5 mm and 6 mm pitches between terminal poles.

This series consists of a 2.3mm type classified according to terminal size, supporting use in a variety of control circuits and low power circuits.

- Perfect performance is ensured even when used in an automobile engine compartment.
- A model that can be directly secured to a bracket on the car body is also available.

特長

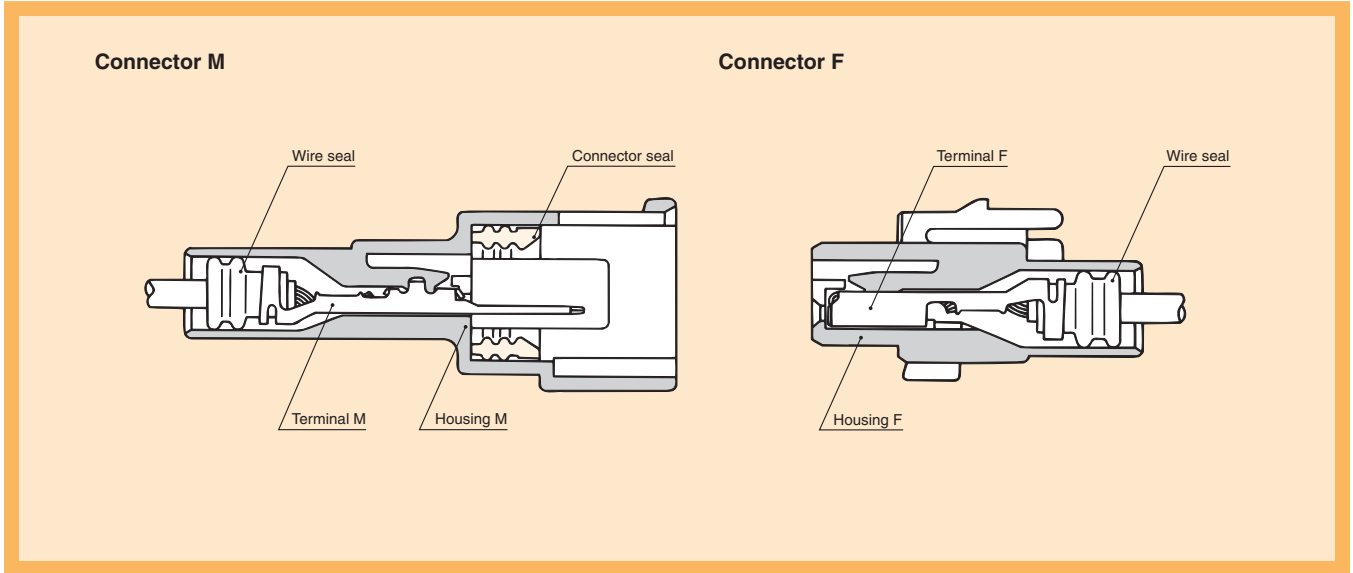
MT防水シリーズは、防水性がもめられる配線の接続用として開発された、ターミナル極間ピッチ5mmと6mmのコネクタシリーズです。ターミナルサイズが2.3mmで構成されており、各種の制御回路並びに低パワー回路に対応することができます。

- 自動車のエンジンルーム内での使用にも、その機能を充分発揮します。
- ブラケット固定タイプは、ボデー側のブラケットに直接固定することができます。

In case of purchasing the subject parts, please contact our sales office.
Some part may not be in production.

当コネクタシリーズをご選定の際には、弊社営業担当者に生産対応可否をご確認ください。

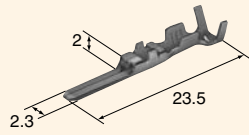
Structure / 構造



0-02

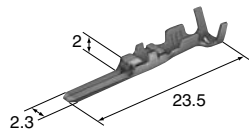
Terminal (mm)

Cable size (mm ²) 適用電線サイズ	0.3~1.25
Cable overall diameter (mm) 電線仕上り外径	1.4~2.9
Material 材質	Brass 黄銅
Surface treatment 表面処理	Tin-plated Snメッキ
Thickness (mm) 板厚	0.3 (Tab thickness : 0.64)



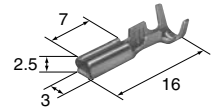
M(1500-0105)

Cable size (mm ²) 適用電線サイズ	2.0
Cable overall diameter (mm) 電線仕上り外径	2.0~2.7
Material 材質	Brass 黄銅
Surface treatment 表面処理	Tin-plated Snメッキ
Thickness (mm) 板厚	0.3 (Tab thickness : 0.64)



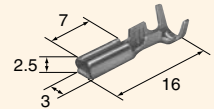
M(8230-4408)

Cable size (mm ²) 適用電線サイズ	0.3~1.25
Cable overall diameter (mm) 電線仕上り外径	1.4~2.9
Material 材質	Heat-resistant copper alloy
Surface treatment 表面処理	Tin-plated Snメッキ
Thickness (mm) 板厚	0.25



F(1500-0110)

Cable size (mm ²) 適用電線サイズ	2.0
Cable overall diameter (mm) 電線仕上り外径	2.0~2.7
Material 材質	Heat-resistant copper alloy
Surface treatment 表面処理	Tin-plated Snメッキ
Thickness (mm) 板厚	0.25



F(8240-4828)

Heat-resistant copper alloy=耐熱銅合金

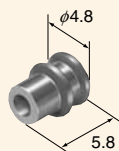
090

Wire seals (mm)

- The wire seals are common to M and F.
- P5: For 5mm Pitch housing/Please inquire us for the details.
- P6: For 6mm pitch housing

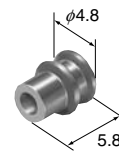
- ワイヤシールはM、F共用です。
- P5：5ミリピッチ用/別途お問い合わせください。
- P6：6ミリピッチ用

Cable overall diameter (mm) 電線仕上り外径	2.0~2.7
Material 材質	N.B.R.
Color 色相	Brown



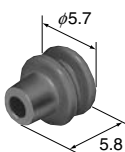
For P5 (7161-9785)

Cable overall diameter (mm) 電線仕上り外径	2.0~2.7
Material 材質	N.B.R.
Color 色相	Black



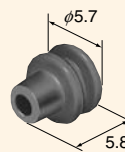
For P5 (7160-9785)

Cable overall diameter (mm) 電線仕上り外径	1.7~2.7
Material 材質	N.B.R.
Color 色相	Black



For P6 (7160-8234)

Cable overall diameter (mm) 電線仕上り外径	1.3~1.7
Material 材質	N.B.R.
Color 色相	Green



For fine cables P6細物用 (7165-0076)

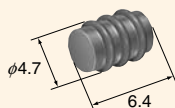
090

Dummy plugs (mm)

- Dummy plugs are common to M and F.
- Dummy plugs are used to blind unused terminal holes.
- P5: For 5mm Pitch housing/Please inquire us for the details.
- P6: For 6mm pitch housing

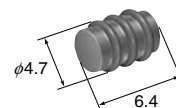
- ダミー栓はM、F共用です。
- 不必要なターミナル穴を塞ぐために、ダミー栓を使用します。
- P5：5ミリピッチ用/別途お問い合わせください。
- P6：6ミリピッチ用

Material 材質	N.B.R.
Color 色相	Brown



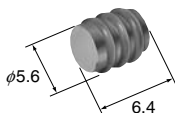
For P5 (7161-9787)

Material 材質	N.B.R.
Color 色相	Black



For P5 (7160-9787)

Material 材質	N.B.R.
Color 色相	Black



For P6 (7160-9465)

090

0-03

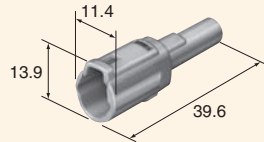
Housing (mm)

Material / P.B.T.

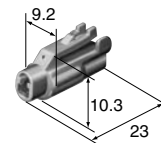
Color / Natural

1way

Ref: Terminal part No. ターミナル参照頁	O-02
Ref: Wire seal No. ワイヤシール参照頁	O-03 (For P6)
Ref: Dummy plug No. ダミー栓参照頁	O-03 (For P6)



Ref: Terminal part No. ターミナル参照頁	O-02
Ref: Wire seal No. ワイヤシール参照頁	O-03 (For P6)
Ref: Dummy plug No. ダミー栓参照頁	O-03 (For P6)



M(6187-1171)

Ref: Terminal part No. ターミナル参照頁	O-02
Ref: Wire seal No. ワイヤシール参照頁	O-03 (For P6)
Ref: Dummy plug No. ダミー栓参照頁	O-03 (For P6)

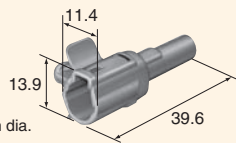
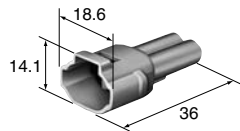


Plate thickness range for clamp :
t=0.7~2.2

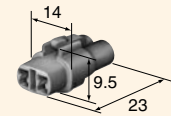
M(6187-1561)

2way
(AL Type)

Ref: Terminal part No. ターミナル参照頁	O-02
Ref: Wire seal No. ワイヤシール参照頁	O-03 (For P6)
Ref: Dummy plug No. ダミー栓参照頁	O-03 (For P6)



Ref: Terminal part No. ターミナル参照頁	O-02
Ref: Wire seal No. ワイヤシール参照頁	O-03 (For P6)
Ref: Dummy plug No. ターミナル参照頁	O-03 (For P6)

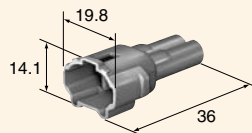


F(6180-1181)

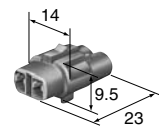
0-04

M(6187-2171)

Ref: Terminal part No. ターミナル参照頁	O-02
Ref: Wire seal No. ワイヤシール参照頁	O-03 (For P6)
Ref: Dummy plug No. ダミー栓参照頁	O-03 (For P6)



Ref: Terminal part No. ターミナル参照頁	O-02
Ref: Wire seal No. ワイヤシール参照頁	O-03 (For P6)
Ref: Dummy plug No. ダミー栓参照頁	O-03 (For P6)



F(6180-2181)

2way
(IL Type)

M(6187-2311)

Ref: Terminal part No. ターミナル参照頁	O-02
Ref: Wire seal No. ワイヤシール参照頁	O-03 (For P6)
Ref: Dummy plug No. ダミー栓参照頁	O-03 (For P6)

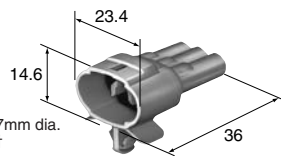
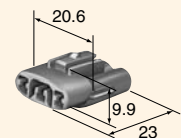


Plate thickness range for clamp :
t=0.7~2.2

M(6187-3281)

Ref: Terminal part No. ターミナル参照頁	O-02
Ref: Wire seal No. ワイヤシール参照頁	O-03 (For P6)
Ref: Dummy plug No. ダミー栓参照頁	O-03 (For P6)



F(6180-2321)

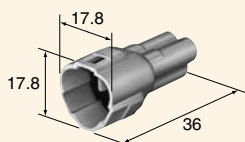
3way
(E Type)

F(6180-3261)

Plate thickness range for clamp=クランプ適用板厚

3way
(T Type)

Ref: Terminal part No. ターミナル参照頁	O-02
Ref: Wire seal No. ワイヤシール参照頁	O-03 (For P6)
Ref: Dummy plug No. ダミー栓参照頁	O-03 (For P6)

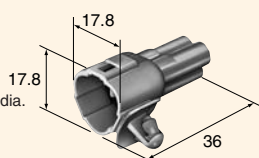


M(6187-3231)

Ref: Terminal part No. ターミナル参照頁	O-02
Ref: Wire seal No. ワイヤシール参照頁	O-03 (For P6)
Ref: Dummy plug No. ダミー栓参照頁	O-03 (For P6)

Note
備考

With clamp for 7mm dia.
φ7用クランプ付



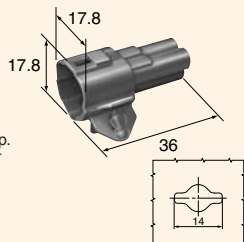
M(6187-3271)

Plate thickness range for clamp :
t=0.7~2.2

Ref: Terminal part No. ターミナル参照頁	O-02
Ref: Wire seal No. ワイヤシール参照頁	O-03 (For P6)
Ref: Dummy plug No. ダミー栓参照頁	O-03 (For P6)

Note
備考

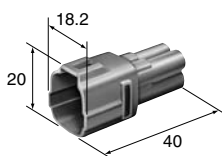
With unrotate clamp.
回り止めクランプ付



M(6188-0018)

Plate thickness range for clamp :
t=0.7~2.2

Ref: Terminal part No. ターミナル参照頁	O-02
Ref: Wire seal No. ワイヤシール参照頁	O-03 (For P6)
Ref: Dummy plug No. ダミー栓参照頁	O-03 (For P6)

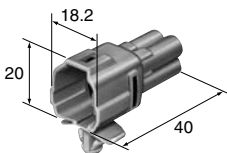


M(6188-0004)

Ref: Terminal part No. ターミナル参照頁	O-02
Ref: Wire seal No. ワイヤシール参照頁	O-03 (For P6)
Ref: Dummy plug No. ダミー栓参照頁	O-03 (For P6)

Note
備考

With clamp for 7mm dia.
φ7用クランプ付



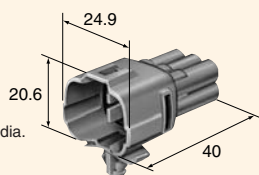
M(6187-4561)

Plate thickness range for clamp :
t=0.7~2.2

Ref: Terminal part No. ターミナル参照頁	O-02
Ref: Wire seal No. ワイヤシール参照頁	O-03 (For P6)
Ref: Dummy plug No. ダミー栓参照頁	O-03 (For P6)

Note
備考

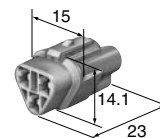
With clamp for 7mm dia.
φ7用クランプ付



M(6187-6561)

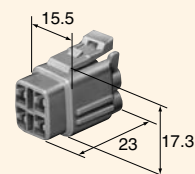
Plate thickness range for clamp :
t=0.7~2.2

Ref: Terminal part No. ターミナル参照頁	O-02
Ref: Wire seal No. ワイヤシール参照頁	O-03 (For P6)
Ref: Dummy plug No. ダミー栓参照頁	O-03 (For P6)



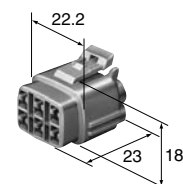
F(6180-3241)

Ref: Terminal part No. ターミナル参照頁	O-02
Ref: Wire seal No. ワイヤシール参照頁	O-03 (For P6)
Ref: Dummy plug No. ダミー栓参照頁	O-03 (For P6)



F(6180-4771)

Ref: Terminal part No. ターミナル参照頁	O-02
Ref: Wire seal No. ワイヤシール参照頁	O-03 (For P6)
Ref: Dummy plug No. ダミー栓参照頁	O-03 (For P6)



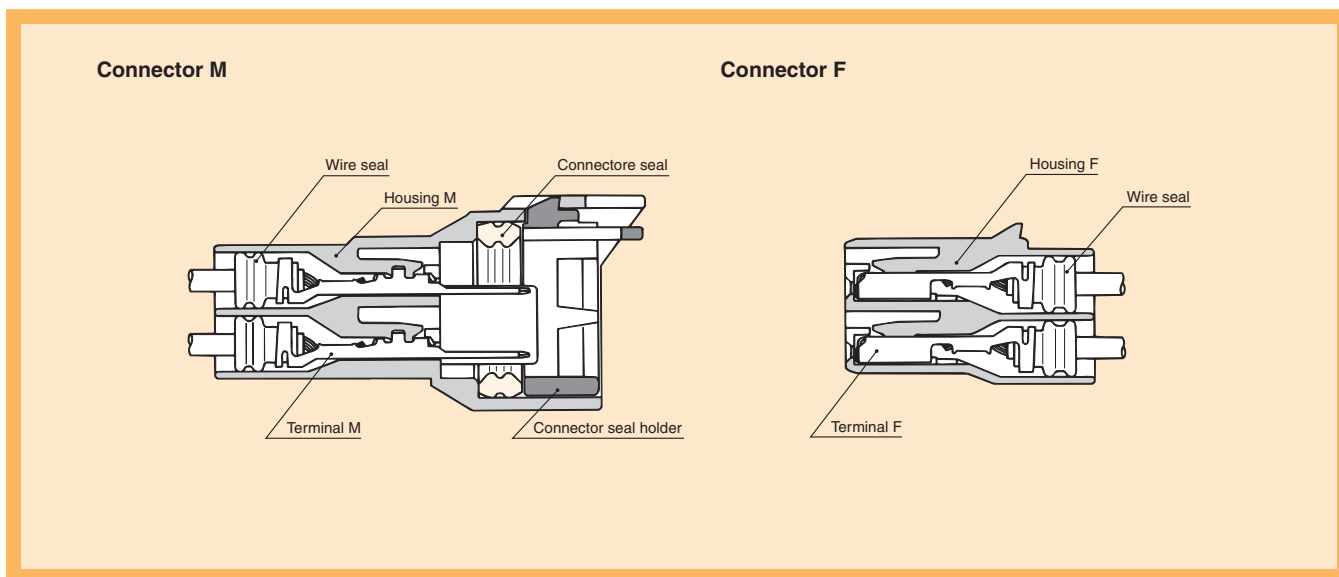
F(6180-6771)

6way

0-05

Plate thickness range for clamp=クランプ適用板厚

Structure / 構造



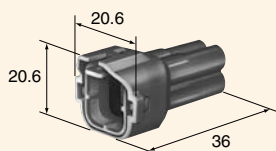
Housing (mm)

Material / 66 Nylon
Color / Natural

0-06


4way

Ref: Terminal part No. ターミナル参照頁	O-02
Ref: Wire seal No. ワイヤシール参照頁	O-03 (For P6)
Ref: Dummy plug No. ダミー栓参照頁	O-03 (For P6)



M(6189-4171)

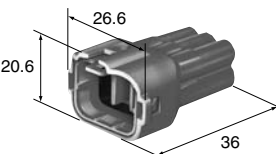
Ref: Terminal part No. ターミナル参照頁	O-02
Ref: Wire seal No. ワイヤシール参照頁	O-03 (For P6)
Ref: Dummy plug No. ダミー栓参照頁	O-03 (For P6)



F(6180-4181)

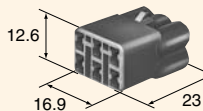
6way

Ref: Terminal part No. ターミナル参照頁	O-02
Ref: Wire seal No. ワイヤシール参照頁	O-03 (For P6)
Ref: Dummy plug No. ダミー栓参照頁	O-03 (For P6)



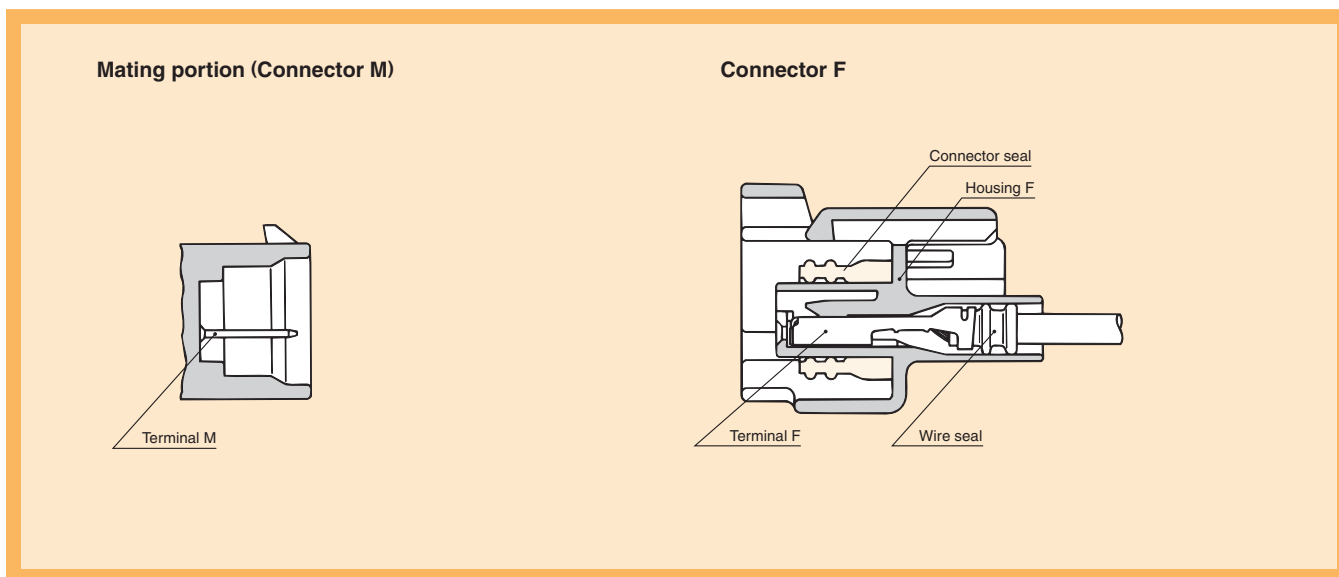
M(6189-6171)

Ref: Terminal part No. ターミナル参照頁	O-02
Ref: Wire seal No. ワイヤシール参照頁	O-03 (For P6)
Ref: Dummy plug No. ダミー栓参照頁	O-03 (For P6)



F(6180-6181)

Structure / 構造




Housing (mm)

Material / P.B.T.

0-07

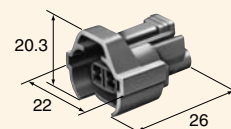
2way

Ref: Terminal part No. ターミナル参照頁	O-02
Ref: Wire seal No. ワイヤシール参照頁	O-03 (For P5)
Ref: Dummy plug No. ダミー栓参照頁	O-03 (For P5)
Color 色相	Gray




F(6189-0035)

Ref: Terminal part No. ターミナル参照頁	O-02
Ref: Wire seal No. ワイヤシール参照頁	O-03 (For P5)
Ref: Dummy plug No. ダミー栓参照頁	O-03 (For P5)
Color 色相	Gray



F(6189-0039)

Ref: Terminal part No. ターミナル参照頁	O-02
Ref: Wire seal No. ワイヤシール参照頁	O-03 (For P5)
Ref: Dummy plug No. ダミー栓参照頁	O-03 (For P5)
Color 色相	Gray

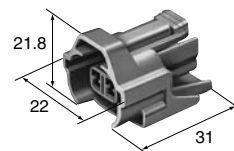


F(6189-0056)

Housing (mm)


Material / P.B.T.

Ref: Terminal part No. ターミナル参照頁	O-02
Ref: Wire seal No. ワイヤシール参照頁	O-03 (For P5)
Ref: Dummy plug No. ダミー栓参照頁	O-03 (For P5)
Color 色相	Gray



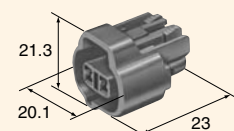
F(6189-0060)

Ref: Terminal part No. ターミナル参照頁	O-02
Ref: Wire seal No. ワイヤシール参照頁	O-03 (For P6)
Ref: Dummy plug No. ダミー栓参照頁	O-03 (For P6)
Color 色相	Blue




M(6180-2405)

Ref: Terminal part No. ターミナル参照頁	O-02
Ref: Wire seal No. ワイヤシール参照頁	O-03 (For P6)
Ref: Dummy plug No. ダミー栓参照頁	O-03 (For P6)
Color 色相	Blue



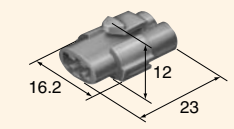
F(6189-0031)

Ref: Terminal part No. ターミナル参照頁	O-02
Ref: Wire seal No. ワイヤシール参照頁	O-03 (For P6)
Ref: Dummy plug No. ダミー栓参照頁	O-03 (For P6)
Color 色相	Brown



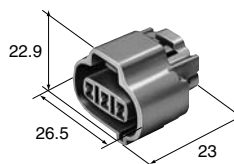
F(6189-0033)

Ref: Terminal part No. ターミナル参照頁	O-02
Ref: Wire seal No. ワイヤシール参照頁	O-03 (For P6)
Ref: Dummy plug No. ダミー栓参照頁	O-03 (For P6)
Color 色相	Natural



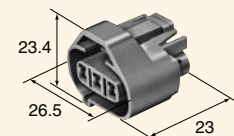
F(6180-2191)

Ref: Terminal part No. ターミナル参照頁	O-02
Ref: Wire seal No. ワイヤシール参照頁	O-03 (For P6)
Ref: Dummy plug No. ダミー栓参照頁	O-03 (For P6)
Color 色相	Gray



F(6189-0027)

Ref: Terminal part No. ターミナル参照頁	O-02
Ref: Wire seal No. ワイヤシール参照頁	O-03 (For P6)
Ref: Dummy plug No. ダミー栓参照頁	O-03 (For P6)
Color 色相	Gray



F(6189-0028)

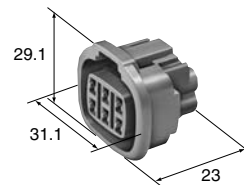
2way

0-08

3way

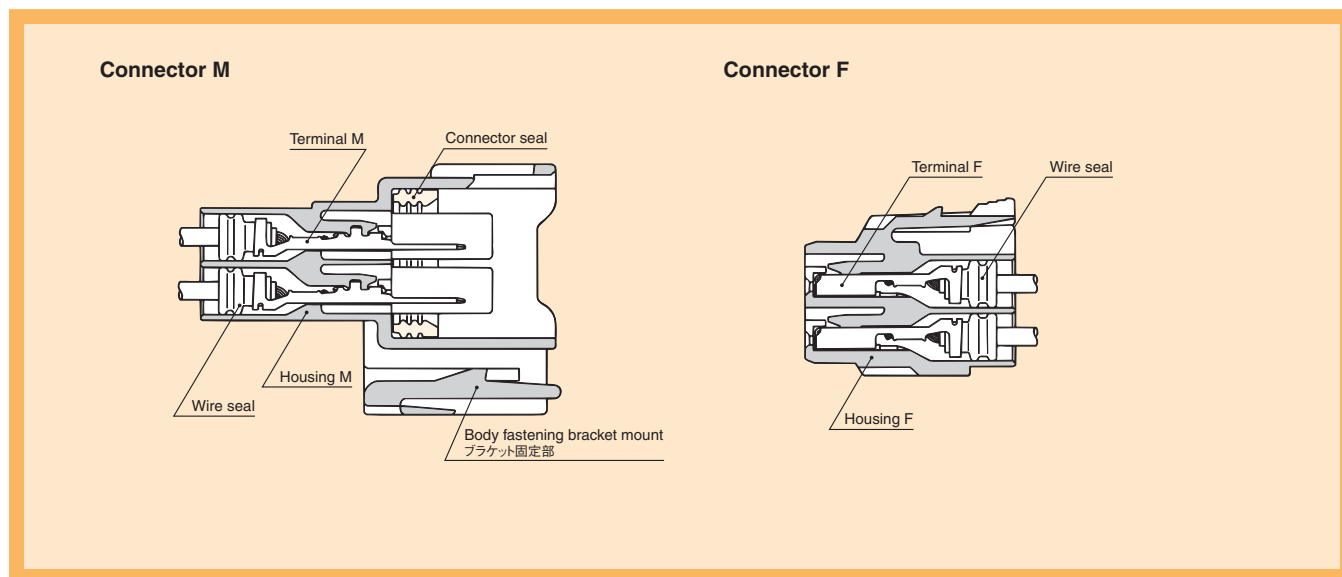
6way

Ref: Terminal part No. ターミナル参照頁	O-02
Ref: Wire seat No. ワイヤシール参照頁	O-03 (For P6)
Ref: Dummy plug No. ダミー栓参照頁	O-03 (For P6)
Color 色相	Gray



F(6189-0029)

Structure / 構造



0-10

Housing (mm)

Material / P.B.T.

2way

Ref: Terminal part No. ターミナル参照頁	O-02	
Ref: Wire seal No. ワイヤシール参照頁	O-03 (For P6)	
Ref: Dummy plug No. ダミー栓参照頁	O-03 (For P6)	
Color 色相	Natural	
Note 備考	Bracket for attaching	

M(6187-2581)

Ref: Terminal part No. ターミナル参照頁	O-02	
Ref: Wire seal No. ワイヤシール参照頁	O-03 (For P6)	
Ref: Dummy plug No. ダミー栓参照頁	O-03 (For P6)	
Color 色相	Natural	

F(6180-2591)

2way
(Special shape)
(異形)

Ref: Terminal part No. ターミナル参照頁	O-02	
Ref: Wire seal No. ワイヤシール参照頁	O-03 (For P6)	
Ref: Dummy plug No. ダミー栓参照頁	O-03 (For P6)	
Color 色相	Gray	
Note 備考	Bracket for attaching	

M(6187-2607)

Ref: Terminal part No. ターミナル参照頁	O-02	
Ref: Wire seal No. ワイヤシール参照頁	O-03 (For P6)	
Ref: Dummy plug No. ダミー栓参照頁	O-03 (For P6)	
Color 色相	Gray	

F(6180-2617)

3way

Ref: Terminal part No. ターミナル参照頁	O-02	
Ref: Wire seal No. ワイヤシール参照頁	O-03 (For P6)	
Ref: Dummy plug No. ダミー栓参照頁	O-03 (For P6)	
Color 色相	Natural	
Note 備考	Bracket for attaching	

M(6180-3891)

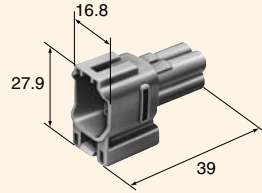
Ref: Terminal part No. ターミナル参照頁	O-02	
Ref: Wire seal No. ワイヤシール参照頁	O-03 (For P6)	
Ref: Dummy plug No. ダミー栓参照頁	O-03 (For P6)	
Color 色相	Natural	

F(6187-3901)

Bracket for attaching=ブラケット固定

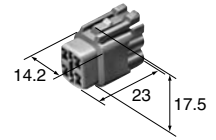
4way

Ref: Terminal part No. ターミナル参照頁	O-02
Ref: Wire seal No. ワイヤシール参照頁	O-03 (For P6)
Ref: Dummy plug No. ダミー栓参照頁	O-03 (For P6)
Color 色相	Green
Note 備考	Bracket for attaching



M(6187-4583)

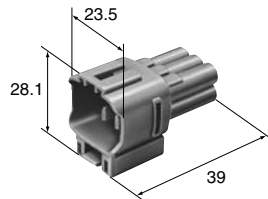
Ref: Terminal part No. ターミナル参照頁	O-02
Ref: Wire seal No. ワイヤシール参照頁	O-03 (For P6)
Ref: Dummy plug No. ダミー栓参照頁	O-03 (For P6)
Color 色相	Green



F(6180-4593)

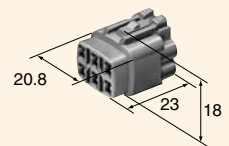
6way

Ref: Terminal part No. ターミナル参照頁	O-02
Ref: Wire seal No. ワイヤシール参照頁	O-03 (For P6)
Ref: Dummy plug No. ダミー栓参照頁	O-03 (For P6)
Color 色相	Natural
Note 備考	Bracket for attaching



M(6187-6581)

Ref: Terminal part No. ターミナル参照頁	O-02
Ref: Wire seal No. ワイヤシール参照頁	O-03 (For P6)
Ref: Dummy plug No. ダミー栓参照頁	O-03 (For P6)
Color 色相	Natural



F(6180-6591)

Bracket for attaching=ブラケット固定